

mafell
creating excellence



Pull-Push Saw

ERIKA 70 | ERIKA 85

The pull-push saw ERIKA: Precision combined with mobility.

As the world's first pull-push saw, the ERIKA has become the epitome of mobile sawing since its introduction. After almost 40 years of experience, the current generation is now endowed with everything that users expect from a modern pull-push saw.

HIGHEST PRECISION



From the table profiles to the table legs, from the front panel to the control elements: All ERIKA components follow a single goal - highest precision and best cutting quality.

QUALITY MADE IN GERMANY



The first cut immediately reveals: The ERIKA is of unique quality. It convinces through uncompromising material and processing quality as well as an outstandingly long life cycle.

MOBILITY MADE EASY



When folded, the ERIKA can be transported in a space-saving manner. The "quick stand" allows it to be set up in seconds.

SAFETY TAILORED TO PRACTICAL NEEDS

The new protective hood with integrated working light completely covers the saw blade, thus increasing user safety.

The ERIKA. It's a good thing to carry one with you!

The ERIKA is your reliable partner at any job site. With the fence system that is included in the basic equipment, highest precision transverse, longitudinal and mitre cuts can be made with effortless ease.


MULTIFUNCTIONAL STOP*

The precision accessory for transverse, longitudinal and mitre cuts incl. false mitres. The two fence sides standing at a 90° angle ensure perfect working results. A constant distance of the 0-point to the saw blade allows cutting to length according to scale at any angle setting.

*not included in the scope of supply of the ERIKA 70.



Click here for the tutorials:



<https://erika.mafell.de/en/#tutorials>

CLEAN JOB SITE

To ensure dust-free working, we always recommend using one of our extraction units. In individual cases, the chip collection system Cleanbox can also be used to collect a large portion of the generated chips.



»QUICKSTAND«

For transport purposes, the sturdy legs of the machine can be folded in or out within seconds. Unevenness can be easily compensated with the level regulation by means of "foot pressure".



The ERIKA: The precision is in the detail.

Countless clever detail solutions make the ERIKA a convenient all-rounder to handle a wide variety of cuts and materials. The ERIKA 85 in particular is ideally suited for solid wood cuts thanks to its large cutting depth and length.

DOVETAIL PROFILE

The ERIKA has a circumferential dovetail profile to which fences and optional accessories can be attached in a convenient and sturdy manner.



SWIVEL SYSTEM

The graduated scale of the swivel system is amply dimensioned. The adjustment range extends from 0° to 45°.

UNDERCUT FUNCTION

The preselection function can be used to set the angle ranges from 0° to -3° and from 45° to 48°.

PULL LENGTH

The pull length on the ERIKA 85 is 430 mm (16 15/16 inch), on the ERIKA 70 it is 330 mm. (13 inch)

ADJUSTABLE SPEED

The infinitely variable speed adjustment for individual requirements and applications is ideally placed on the front panel. This allows the speed to be conveniently adjusted to different materials and applications.



The figure shows the ERIKA 85


WORKING LIGHT AND PROTECTIVE HOOD

The sensor-controlled working light provides the best view of the cut. The partially transparent protective hood completely covers the saw blade and thus provides for greater safety.



DOUBLE GUIDE

The ERIKA's cradle is guided at the front and rear part: a unique principle that makes a decisive contribution to cutting precision, especially with bevel cuts.



CUprex HIGH-PERFORMANCE MOTOR


The **CUprex** motor provides power at constant high speeds thanks to performance-optimised digital electronics. For optimum convenience and improved control, the ERIKA is equipped with soft start, idle speed reduction, constant speed under load and overload protection.

LEVEL CONTROL

Unevenness of the surface can be levelled out with the level control simply by pressing down with the foot.



Click here for the tutorials:




<https://erika.mafell.de/en/#tutorials>

There is still room for more:
the optional accessories for the ERIKA.

Even large workpieces can be processed effortlessly with the ERIKA. This is made possible by a range of useful optional accessories. They significantly expand the ERIKA's range of applications.

Click here for the tutorials:




<https://erika.mafell.de/en/#tutorials>

SLIDING TABLE

With the sliding table, workpieces can be processed as easily and conveniently as with a sliding table saw. The cutting length is up to 905 mm (35 5/8 inch).




Click here for the optional accessories:



<https://erika.mafell.de/en/#accessories>

EXTENSION TABLE

The extension table allows even large workpieces to be cut. Fix the holding rails on the dovetail profile, slide in the additional table and secure. Very precise longitudinal cuts are possible, e.g. with the stop ruler (1,000 mm (39 3/8 inch)) used as a rip fence.



PLUNGE CUT

Even precise plunge cuts are possible with the ERIKA: Remove the riving knife/splitter and hood, mark the entry and exit points of the saw blade, lower the saw blade, position the workpiece at the rear mark, turn the running saw blade upwards and cut the workpiece to the front mark.



Technical data and accessories



ERIKA 70

ERIKA 85

Technical data

Cutting height	-1 – 72 mm (-1/16 – 2 13/16 inch)	-1 – 85 mm (-1/16 – 3 3/8 inch.)
Cutting height at 45°	-1 – 50 mm (-1/16 – 1 15/16 inch)	-1 – 60 mm (-1/16 – 2 3/8 inch)
Cutting length	330 mm (13 inch)	430 mm (16 15/16 inch)
Nominal power consumption	2,250 W (3,0 hp)	2,500 W (3,4 hp)
Tilt range	-3° – 48°	-3° – 48°
Weight	37,2 kg (82 lbs) *1	40 kg (88,2 lbs) *2
Cutting speed	24.2 – 50.7 m/s (79.39 – 166.34 ft/s)	26.8 – 56.3 m/s (87.39 – 184.71 ft/s)
Nominal no-load speed	2,050 – 4,300 rpm	2,050 – 4,300 rpm
Universal motor	230 V / 50 Hz	230 V / 50 Hz
Table top dimensions	525 x 818 mm (20 11/16 x 23 3/16 inch)	525 x 915 mm (20 11/16 x 36 inch)
Working height with stand	891 mm (35 1/16 inch)	891 mm (35 1/16 inch)
Working height without stand	415 mm (16 5/16 inch)	415 mm (16 5/16 inch)

*1 with Universal guide fence

*2 with Multi-purpose guide fence MFA

**Pull-push saw
ERIKA 70**

972001

**Pull-push saw
ERIKA 85**

971901


Order No.

Delivery scope includes	Ref No.
TCT saw blade 225 x 1.8/2.5 x 30 mm, 32 teeth, alternate top bevel teeth	● 092460
TCT saw blade 250 x 1.8/2.8 x 30 mm, 40 teeth, alternate top bevel teeth	● 092465
Universal guide fence	● 201611
Multi-purpose guide fence MFA	● 207980
Clamping piece	● 038294
Push stick	● 034901
Allen key 6 mm	● 093081
Extract set with 2 connectors	● 093639
Quickstand	●
Extension kit with wheels	● 202889
Mains cable 4 m (13.1 ft)	●



No.	Sliding table	Ref No.
01	Universal guide fence with guide fence extension	201611
02	Multi-purpose guide fence MFA with angle locking	207980
03	Sliding table maximum cutting length 905 mm (35 5/8 inch)	038563
04	Fence guide extension 1,000 mm (39 3/8 inch) long, with drop stop	203396
05	Connecting piece (to connect two fence guide extensions)	038393
06	Telescopic rod cpl. with sheet metal support, 960 mm (37 13/16 inch)	038309
07	Clamping piece	038294
Table extension		
08	Extension table ERIKA 70 (each requires 2 support/mounting rails,)	208438
09	Extension table ERIKA 85 (each requires 2 support/mounting rails)	208439
10	Supporting rail 1000 mm (39 3/8 in.), 1 piece	038686
Parallel guide fence		
01	Universal guide fence with fence extension	201611
02	Multi-purpose guide fence MFA with angle locking	207980
04	Fence guide extension 1,000 mm (39 3/8 inch) long, with drop stop	203396
07	Clamping piece	038294
General optional accessories (optional)		
01	Universal guide fence with fence extension	201611
02	Multi-purpose guide fence MFA with angle locking	207980
11	Drop stop	038306
07	Clamping piece	038294
12	Extension kit with wheels	202889
13	Chip collecting system Cleanbox	203402
	Chip collecting system Cleanbox (5 pieces)	203575
14	Dust Extractor S 35 M	919701
	Dust Extractor S 25 L S 25 M S 50 M	
Saw blades ERIKA 70		
	TCT saw blade 225 x 1,8/2,5 x 30 mm (8 7/8 in.), 32 teeth, AT, for universal use	092460
	TCT saw blade 225 x 1,8/2,5 x 30 mm (8 7/8 in.), 48 teeth, AT, for fine cuts	092462
	TCT saw blade 225 x 1,8/2,5 x 30 mm (8 7/8 in.), 68 teeth, FT/TT, for plastic and aluminium profiles	092464
Saw blades ERIKA 85		
	TCT saw blade 250 x 1,8/2,8 x 30 mm (8 7/8 in.), 24 teeth, AT, for rip cuts	092472
	TCT saw blade 250 x 1,8/2,8 x 30 mm (8 7/8 in.), 40 teeth, AT, for universal use	092465
	TCT saw blade 250 x 1,8/2,8 x 30 mm (8 7/8 in.), 60 teeth, AT, for fine cuts	092466
	TCT saw blade 250 x 1,8/2,8 x 30 mm (8 7/8 in.), 68 teeth, FT/TT, for plastic and aluminium profiles	092467

Click here for the optional accessories:



<https://erika.mafell.de/en/#accessories>



In order to develop a better tool for carpenters, we at MAFELL often take a special approach: We change our point of view and completely reconceive the tool in essential parts. At the same time, we always keep in mind the future requirements of the woodworking trade.

From this way of thinking, paired with an outstanding material and processing quality, amazing solutions emerge again and again. For example, in terms of functionality and ease of use. It is our claim that you no longer have to think about your tools when doing your work. Simply because we at MAFELL have already done so extensively. After all, we have a common goal: the perfect job. Or in brief:

creating excellence

Your MAFELL authorized dealer: